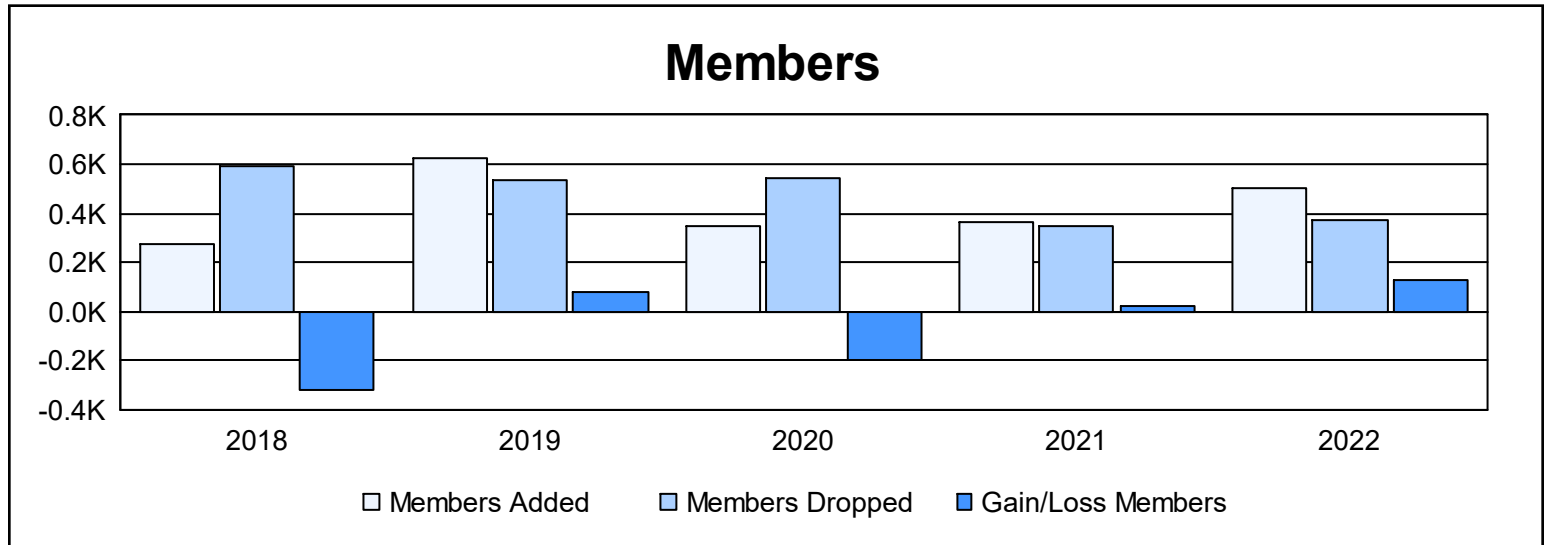
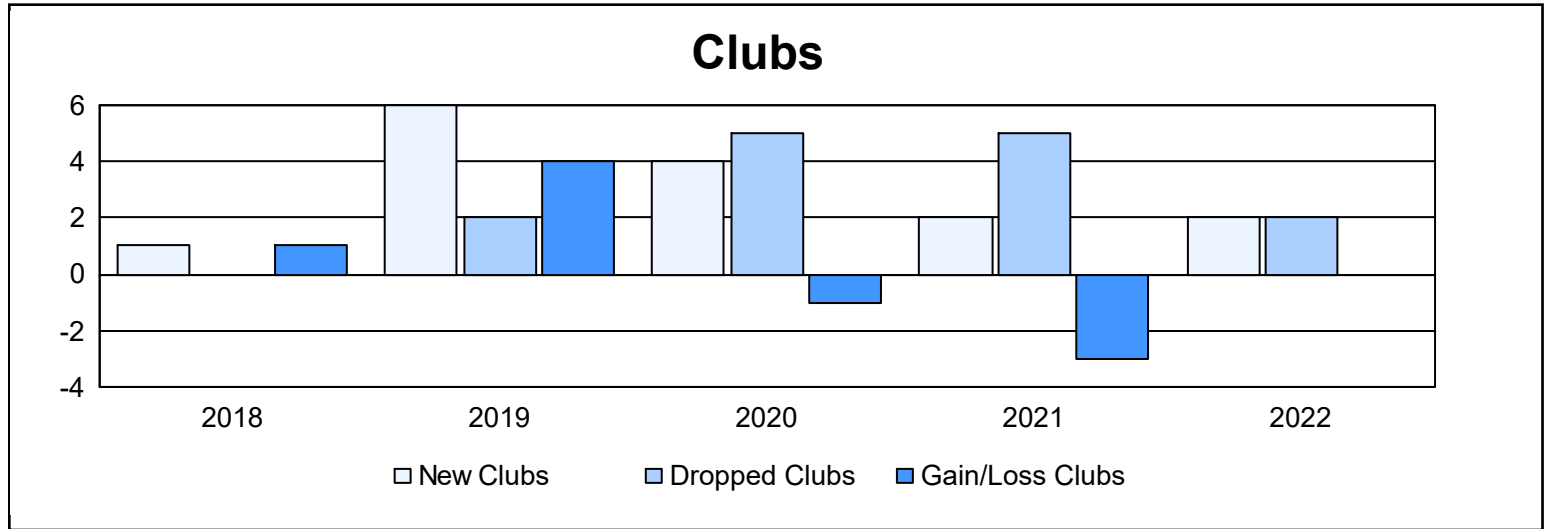
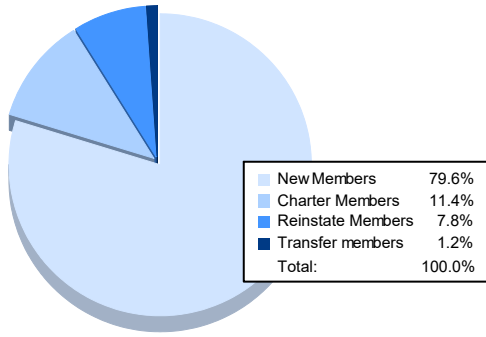


Year	New Clubs	Dropped Clubs	Gain/ Loss Clubs	New Members	Charter Members	Reinstate Members	Transfer Members	Total Member Added	Total Members Dropped	Gain/ Loss Members
2017-2018	1	0	1	212	39	15	9	275	593	-318
2018-2019	6	2	4	422	155	33	11	621	538	83
2019-2020	4	5	-1	257	72	8	9	346	542	-196
2020-2021	2	5	-3	293	49	15	11	368	350	18
2021-2022	2	2	0	399	57	39	6	501	370	131
<b>Average</b>	<b>3</b>	<b>3</b>	<b>0</b>	<b>317</b>	<b>74</b>	<b>22</b>	<b>9</b>	<b>422</b>	<b>479</b>	<b>-56</b>



### Membership Composition June 2022 Cumulative



### Gender Composition June 2022 Cumulative

